

INTRODUCTION TO IGOT/ DIKSHA PLATFORM

Online Training Platform- iGOT

- ▶ **Context:** The **Department of Personnel and Training** launches **online training platform- iGOT** in the fight against COVID-19. The platform is called **iGOT – Integrated Government Online Training**.
- ▶ **What is it for?**
- ▶ It offers online training for doctors, nurses, paramedics, hygiene workers, technicians, Auxiliary Nursing Midwives (ANMS), central & state govt. officers, civil defense officials, various police organizations, National Cadet Corps (NCC), Nehru Yuva Kendra Sangathan (NYKS), National Service Scheme (NSS), Indian Red Cross Society (IRCS), Bharat Scouts & Guides (BSG) and other volunteers to help fight the COVID-19 pandemic.

HOW TO LOGIN

1. Type igot.gov.in in address bar of google chrome/ Mozilla browser
2. Go to the link of PC or laptop

NalcoRefinery x CamScanner 04-26-2020 10.36.3... x PH 2020.pdf x IGOT x +

https://diksha.gov.in/igot/

COVID WARRIORS

- Imaginative & Innovative
- Professional & Progressive
- Creative & Constructive
- Energetic & Enabling
- Transparent & Tech-enabled

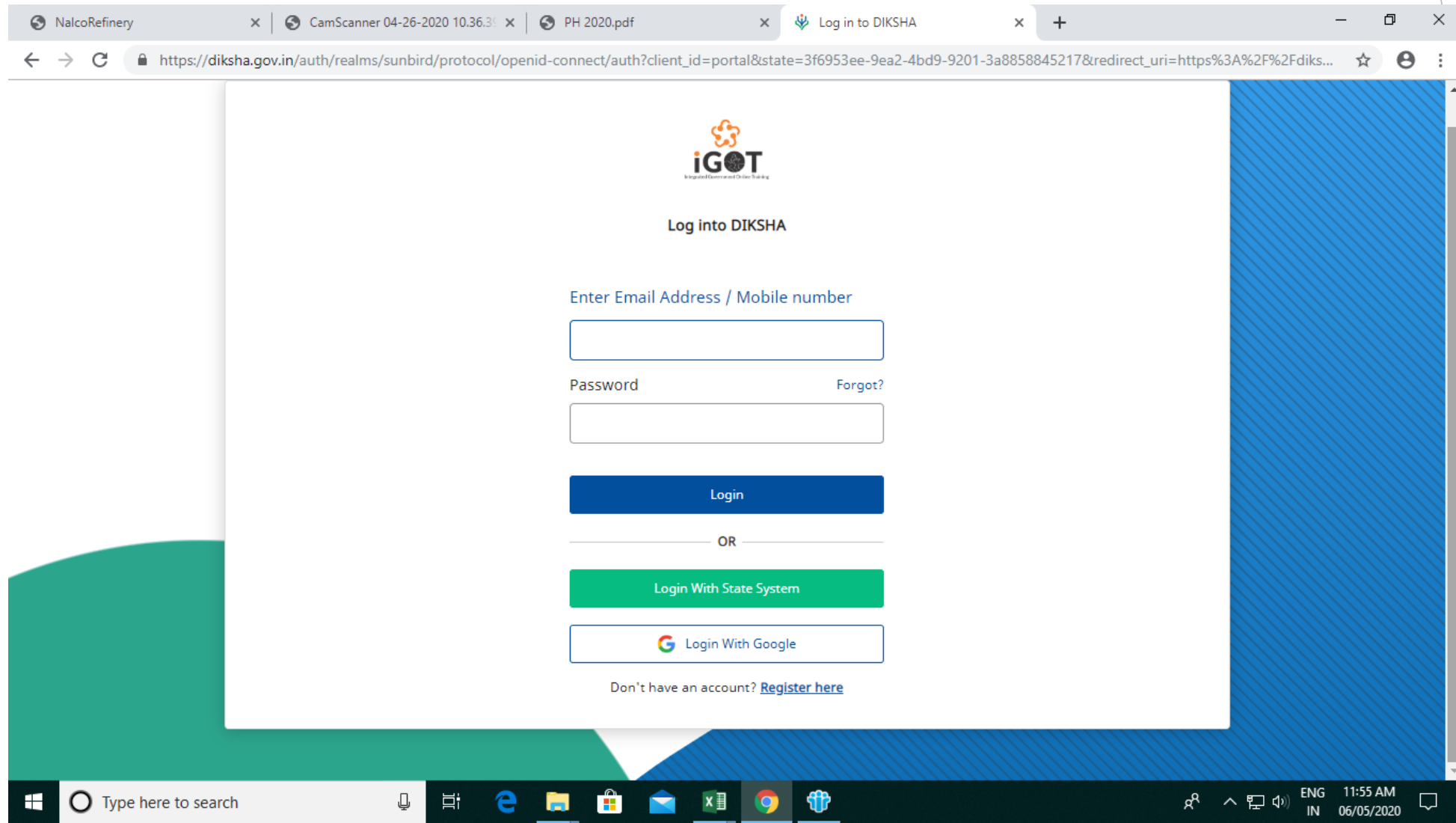
Android Phone
Download DIKSHA app
[GET IT ON Google Play](#)

PC or Laptop
(Only Chrome and Mozilla browsers)
"Basics of Covid"
https://diksha.gov.in/learn/course/do_312993264544849920136

Type here to search

ENG IN 11:53 AM 06/05/2020

3. Click on “Register here”



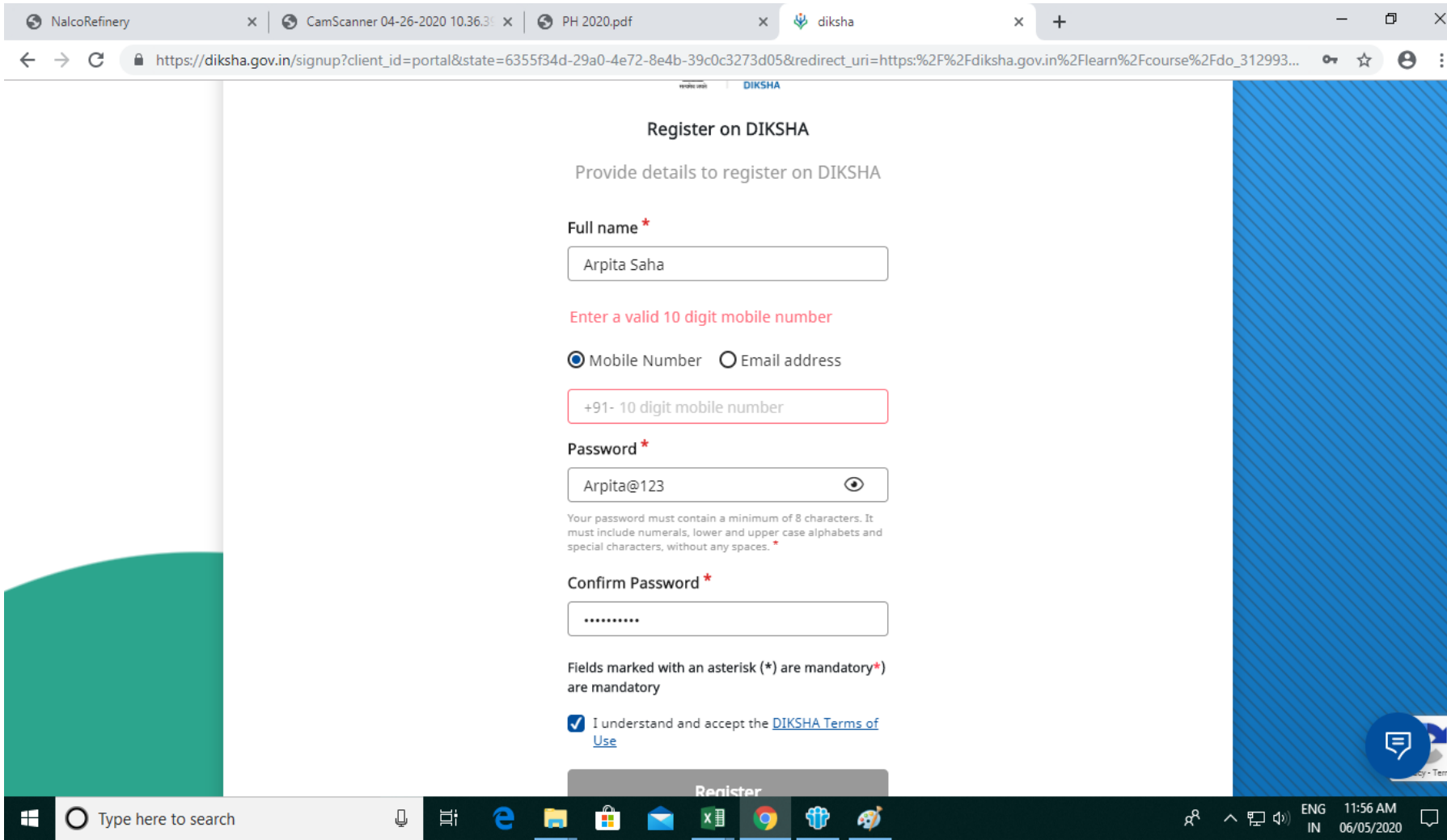
The screenshot shows a web browser window with the following tabs: NalcoRefinery, CamScanner 04-26-2020 10.36.35, PH 2020.pdf, and Log in to DIKSHA. The address bar shows the URL: https://diksha.gov.in/auth/realms/sunbird/protocol/openid-connect/auth?client_id=portal&state=3f6953ee-9ea2-4bd9-9201-3a8858845217&redirect_uri=https%3A%2F%2Fdiks...

The main content area displays the iGOT logo (Integrated Government Order Tracking) and the text "Log into DIKSHA". Below this, there is a form with the following fields and buttons:

- Enter Email Address / Mobile number:
- Password: [Forgot?](#)
- Login:
- OR: OR
- Login With State System:
- Login With Google:
- Don't have an account? [Register here](#)

The Windows taskbar at the bottom shows the search bar, task view button, and several application icons (Edge, File Explorer, Mail, Excel, Chrome, Teams). The system tray on the right indicates the date and time as 11:55 AM on 06/05/2020, along with language settings (ENG IN) and network/volume icons.

4. Type Full Name, Mobile Number, Password (Password must contain minimum of 8 characters which must include numeric, lower and upper case alphabets and special characters without any spaces). Click the checkbox. Then click on “Register”.

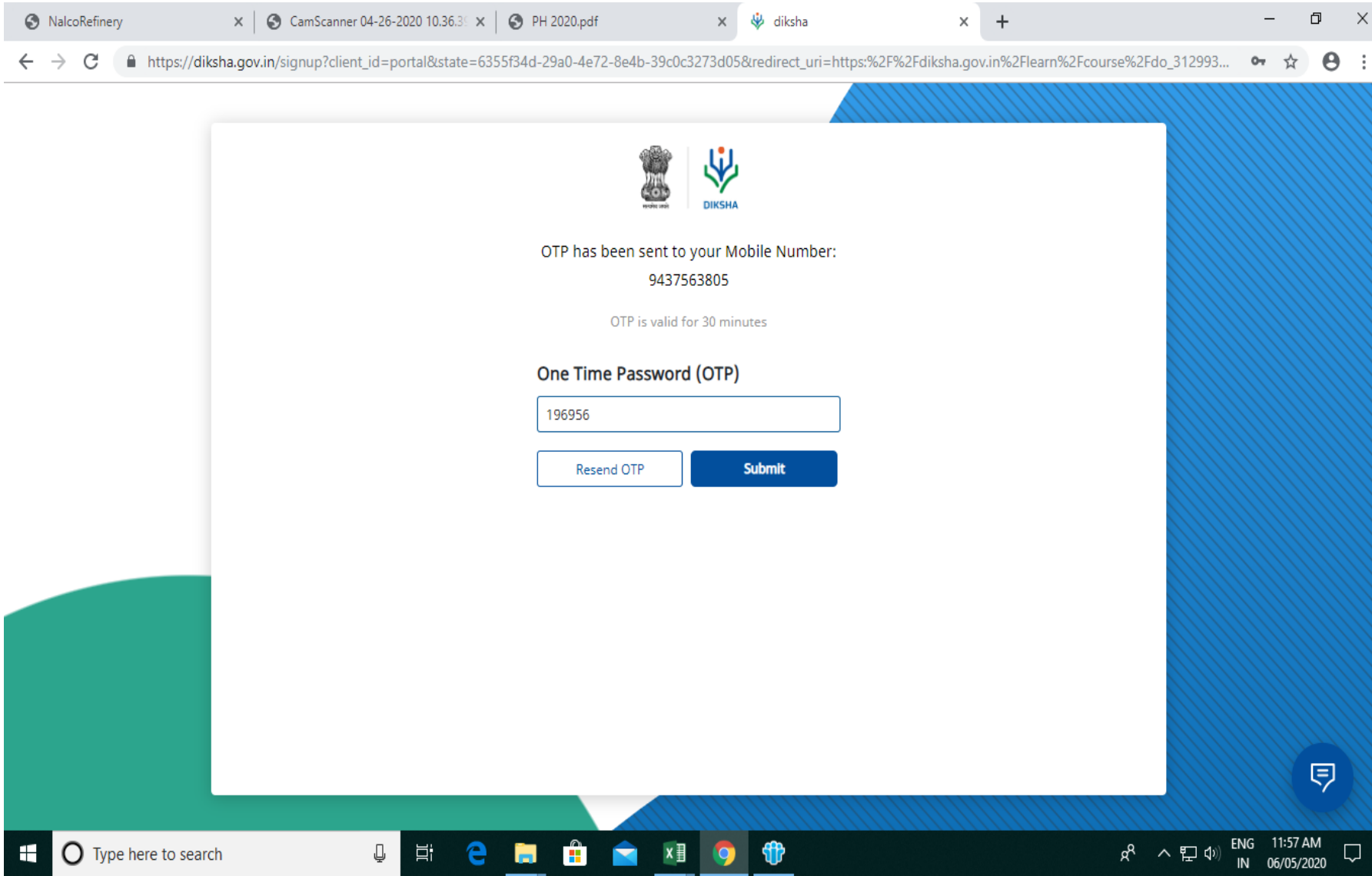


The screenshot shows a web browser window with the URL https://diksha.gov.in/signup?client_id=portal&state=6355f34d-29a0-4e72-8e4b-39c0c3273d05&redirect_uri=https:%2F%2Fdiksha.gov.in%2Flearn%2Fcourse%2Fdo_312993.... The page title is "Register on DIKSHA". Below the title, it says "Provide details to register on DIKSHA". The form has the following fields:

- Full name ***: A text input field containing "Arpita Saha".
- Enter a valid 10 digit mobile number**: A heading for the next section.
- Mobile Number**: A radio button selected, followed by a text input field containing "+91- 10 digit mobile number".
- Email address**: A radio button unselected.
- Password ***: A text input field containing "Arpita@123". Below it, a note states: "Your password must contain a minimum of 8 characters. It must include numerals, lower and upper case alphabets and special characters, without any spaces. *".
- Confirm Password ***: A text input field containing ".....".

Below the form, there is a note: "Fields marked with an asterisk (*) are mandatory* are mandatory". At the bottom, there is a checkbox checked, with the text "I understand and accept the [DIKSHA Terms of Use](#)". A "Register" button is visible at the bottom of the form.

5. Type the OTP received on your registered mobile number and click on “Submit”



The screenshot shows a web browser window with the URL https://diksha.gov.in/signup?client_id=portal&state=6355f34d-29a0-4e72-8e4b-39c0c3273d05&redirect_uri=https:%2F%2Fdiksha.gov.in%2Flearn%2Fcourse%2Fdo_312993.... The page displays the Diksha logo and the text: "OTP has been sent to your Mobile Number: 9437563805". Below this, it states "OTP is valid for 30 minutes". The section "One Time Password (OTP)" contains a text input field with the value "196956". At the bottom of the form are two buttons: "Resend OTP" and "Submit". The Windows taskbar at the bottom shows the time as 11:57 AM on 06/05/2020.

OTP has been sent to your Mobile Number:
9437563805

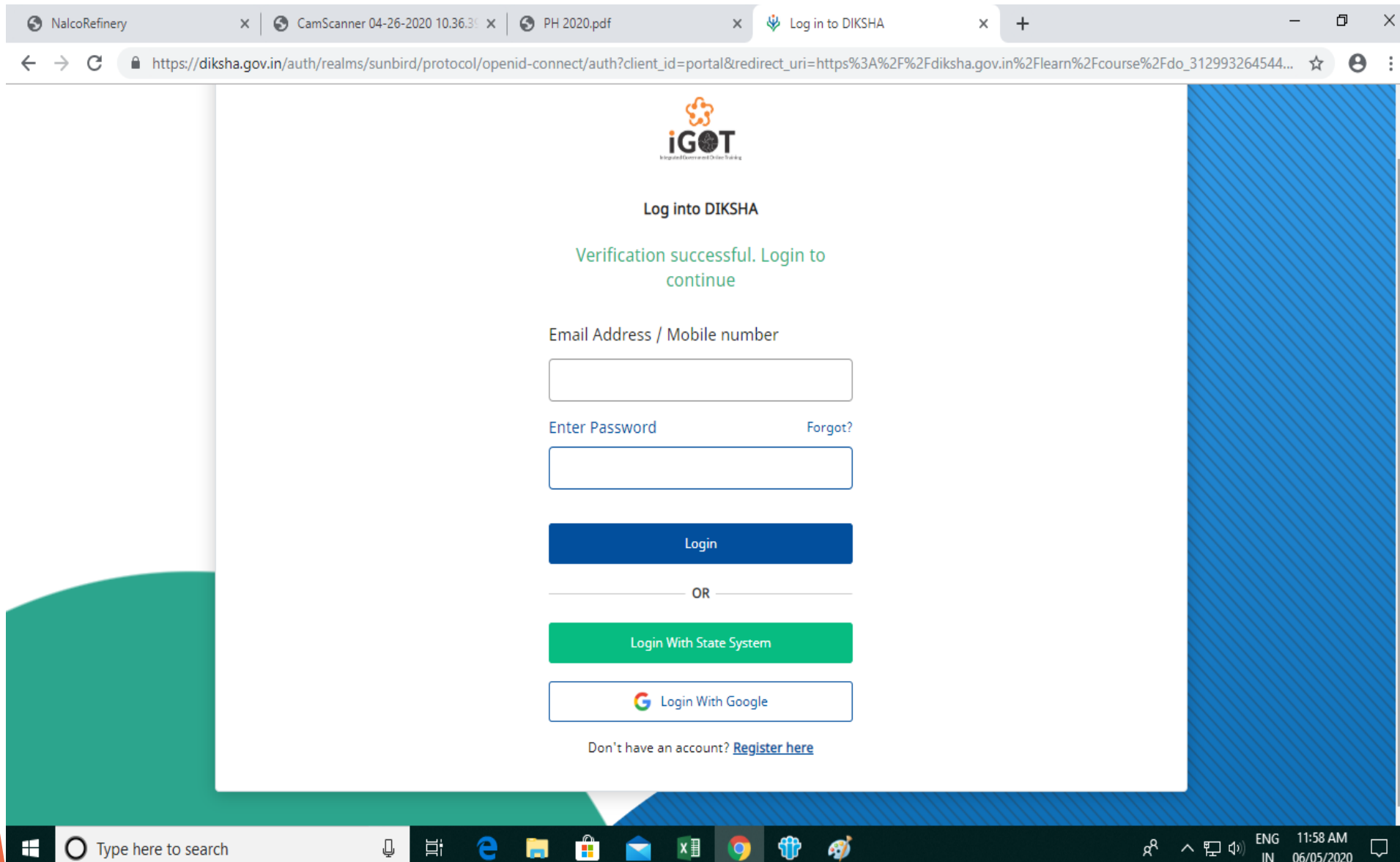
OTP is valid for 30 minutes

One Time Password (OTP)

196956

Resend OTP Submit

6. Enter Mobile Number and Password. Click on “Login”



The screenshot shows a web browser window with the following elements:

- Browser Tabs:** NalcoRefinery, CamScanner 04-26-2020 10.36.31, PH 2020.pdf, Log in to DIKSHA.
- Address Bar:** https://diksha.gov.in/auth/realms/sunbird/protocol/openid-connect/auth?client_id=portal&redirect_uri=https%3A%2F%2Fdiksha.gov.in%2Flearn%2Fcourse%2Fdo_312993264544...
- iGOT Logo:** Integrated Government and Online Training
- Page Title:** Log into DIKSHA
- Message:** Verification successful. Login to continue
- Form Fields:**
 - Email Address / Mobile number:
 - Enter Password: [Forgot?](#)
- Login Buttons:**
 - Login (Blue button)
 - OR
 - Login With State System (Green button)
 - Login With Google (White button with Google logo)
- Footer:** Don't have an account? [Register here](#)

The Windows taskbar at the bottom shows the search bar, task view button, and several pinned applications including Edge, File Explorer, Mail, and Chrome. The system clock indicates 11:58 AM on 06/05/2020.

To discover relevant content, update the following details:

Board

Medium

Class

Subject

Submit



7. Select “iGOT-Health” for Board, “English” for Medium, “Volunteer” for Class. Skip the subject tab. Enter “Submit”

The screenshot shows a web browser window with the URL https://diksha.gov.in/learn/course/do_312993264544849920136. The page features the DIKSHA logo and a navigation bar with 'Library' and 'Trainings' tabs. A modal window titled 'To discover relevant content, update the following details:' is displayed in the center. It contains four dropdown menus: 'Board' (selected: iGOT-Health), 'Medium' (selected: English), 'Class' (selected: Volunteers), and 'Subject' (selected: Select...). A blue 'Submit' button is located at the bottom right of the modal. The footer includes a 'Help Center' link, contact information for queries (support@diksha-ncte.freshdesk.com), a mobile app download section for DIKSHA, and a 'Terms and Privacy' link. The system clock in the bottom right corner shows 12:02 PM on 06/05/2020.

NalcoRefinery x CamScanner 04-26-2020 10:36:31 x PH 2020.pdf x DIKSHA Custodian Org x +

https://diksha.gov.in/learn/course/do_312993264544849920136

Library Trainings A

Select language : English ▾

To discover relevant content, update the following details:

Board
iGOT-Health ▾

Medium
English x ▾

Class
Volunteers x ▾

Subject
Select... ▾

Submit

Help Center

Contact for queries:
support@diksha-ncte.freshdesk.com

Download DIKSHA for Mobile

GET IT ON
Google Play

Get unlimited access to textbooks, lessons and trainings offline on your mobile phone.

Terms and Privacy | © 2020, DIKSHA

All content here is licensed under a Creative Commons license (CC-BY 4.0) unless otherwise noted

ENG IN 12:02 PM 06/05/2020

8. Select “Odisha” in State, “Koraput” in District. Click on “Submit”.

The screenshot shows a web browser window with multiple tabs open. The active tab displays a form titled "Your Location". The form contains a text input field with the placeholder text "Your location details help us to suggest content that is useful to you. Is the location given correct? if not, select your correct location and click Submit". Below this, there are two dropdown menus: "State:" with "Odisha" selected, and "District:" with "Koraput" selected. A blue "Submit" button is located at the bottom right of the form. The browser's address bar shows the URL "10.20.1.22/RefIntranet/Documents/Circulars/iGOT%20Training%20module%20user%20manual.pdf". The Windows taskbar is visible at the bottom, showing the search bar and various application icons.

Not secure | 10.20.1.22/RefIntranet/Documents/Circulars/iGOT%20Training%20module%20user%20manual.pdf

Your Location

Your location details help us to suggest content that is useful to you. Is the location given correct? if not, select your correct location and click Submit

State:

Odisha

District:

Koraput

Submit

9. Search “Basics of Covid-19”. Select “Basics of Covid-19” (English)

The screenshot displays the DIKSHA platform interface. The browser's address bar shows the URL https://diksha.gov.in/learn/course/do_312993264544849920136. The page header includes the DIKSHA logo, a search bar with the text "Search in Trainings", and a language selector set to "English".

The main content area is titled "Basics of COVID-19" and features a 4-star rating and a "Share" button. Below this, the "Training Information" section prompts the user to "Enter description for Course".

The "Training Modules" section lists the following topics:

- Introduction
- Introduction COVID-19
- Introduction to COVID-19
- Myths on COVID-19
- How is COVID-19 spread and how to protect yourself against it ?
- COVID - Myths & Facts
- COVID- Response and Containment Measures

On the right side, the "Batches" section shows an "Ongoing" status with a training period from "5th April 2020 - 31st December 2030" and a "Join Training" button. Below this, the "Curriculum" section lists the content types: "3 Pdf contents", "1 Ecml Archives", and "12 Videos".

The Windows taskbar at the bottom shows the system time as 12:12 PM on 06/05/2020, with the language set to ENG IN.

10. Click on “Join Training” in Batches Tab.

The screenshot shows a web browser window with the URL https://diksha.gov.in/learn/course/do_312993264544849920136. The page title is "Basics of COVID-19". Below the title, there are five yellow stars and a "Share" button. The "Training Information" section has a placeholder text "Enter description for Course". The "Training Modules" section lists six modules, each with a folder icon and a plus sign:

- Introduction
- Hygiene Measure and Quarantine
- Protective Equipment
- Discharge & Death
- Stress Management and Social Stigma
- Practice Question

On the right side, the "Batches" section shows a dropdown menu set to "Ongoing". Below this, a batch is listed for "5th April 2020 - 31st December 2030" created by "Kumar Anshu". A "Join Training" button is visible next to the batch details. Below the batch information, the "Curriculum" section lists the content: "3 Pdf contents", "1 Ecml Archives", and "12 Videos". At the bottom right, it says "Created by: Kumar Anshu" and "Published by: iGOT". A blue circular chat icon is also present.

The Windows taskbar at the bottom shows the search bar, task view, and several application icons. The system tray on the right indicates the language is "ENG IN", the time is "12:04 PM", and the date is "06/05/2020".

11. Click on “Join Training”. Learn on various topics regarding Basics of Covid-19. The meter of progress will increase gradually.

The screenshot displays the DIKSHA Custodian Org website interface. The browser's address bar shows the URL: https://diksha.gov.in/learn/course/do_312993264544849920136/enroll/batch/0129933714465751040. The website header includes the DIKSHA logo and navigation links for Library and Trainings. A search bar is present with the text "Enter QR code" and "Search in".

The main content area is titled "Basics of COVID-19" and features a star rating system (4 stars) and a "Share" button. Below this, the "Training Information" section prompts the user to "Enter description for Course". The "Training Modules" section lists the following topics:

- Introduction
- Introduction COVID-19
- Introduction to COVID-19
- Myths on COVID-19
- How is COVID-19 spread and how to protect yourself against it ?
- COVID - Myths & Facts
- COVID- Response and Containment Measures

A "Volunteers" modal is open, showing the "START DATE" as 5th April 2020 and the "END DATE" as 31st December 2030. A "Join Training" button is located at the bottom right of the modal.

The "Batches" section shows an "Ongoing" batch for "5th April 2020 - 31st December 2030" created by Kumar Anshu, with a "Join Training" button. The "Curriculum" section lists the following content:

- 3 Pdf contents
- 1 Ecml Archives
- 12 Videos

The Windows taskbar at the bottom shows the system clock as 12:12 PM on 06/05/2020, with the language set to ENG IN.

12. At last, attempt the practice questions test.
This is mandatory.

NalcoRefinery x CamScanner 04-26-2020 10:36:35 x PH 2020.pdf x DIKSHA Custodian Org x +

← → ↻ 🔒 https://diksha.gov.in/learn/course/do_312993264544849920136/batch/0129933714465751040?contentId=do_3129924578479390721306 ☆ ⓘ ⋮

Basics of COVID - Practice Questionnaire Close ✕

Your score is 10/10

You can redo the assessment to improve your score.

Redo

Type here to search

ENG IN 12:28 PM 06/05/2020

THANK YOU